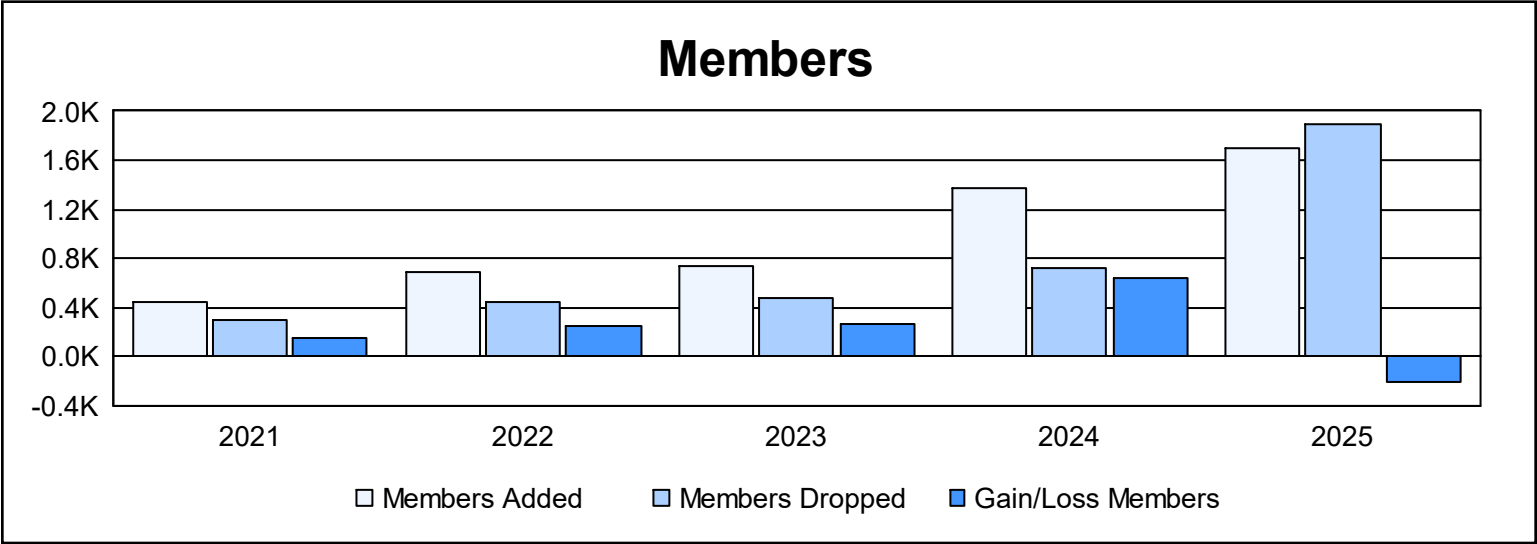
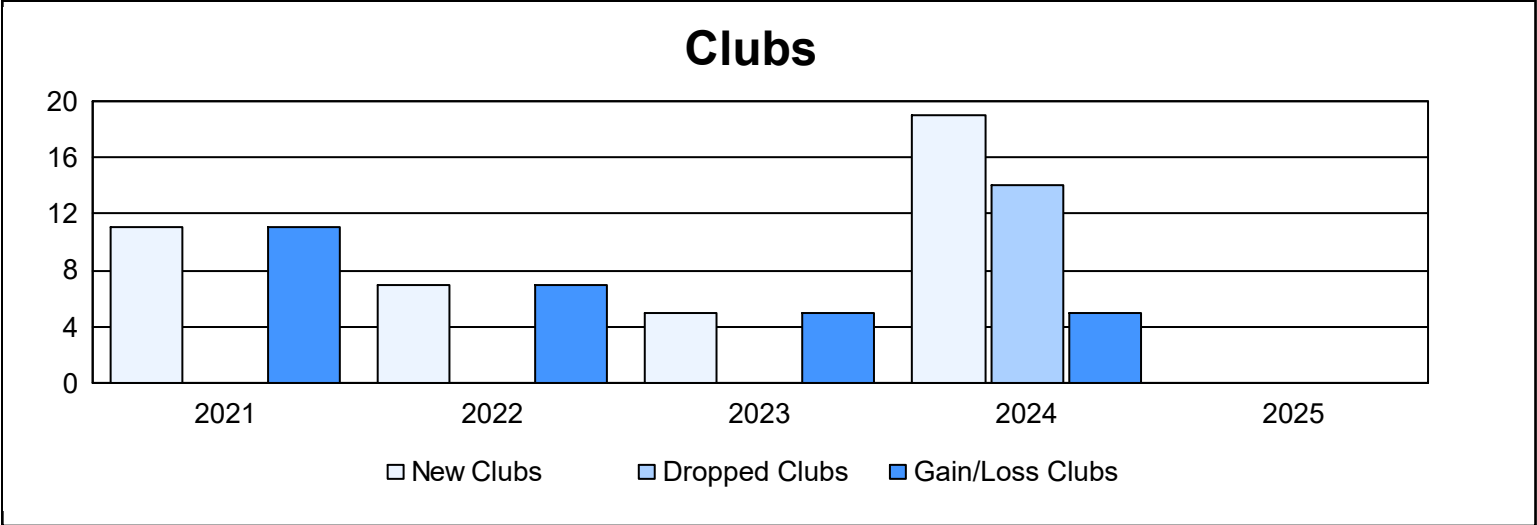
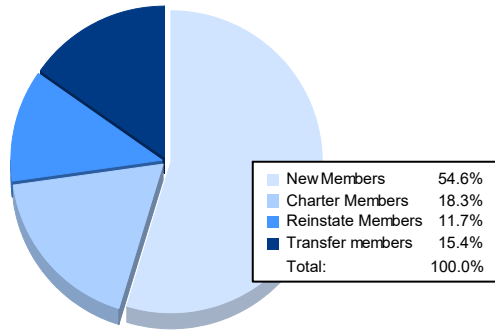


| Year | New Clubs | Dropped Clubs | Gain/ Loss Clubs | New Members | Charter Members | Reinstate Members | Transfer Members | Total Member Added | Total Members Dropped | Gain/ Loss Members |
|-----------|-----------|---------------|------------------|-------------|-----------------|-------------------|------------------|--------------------|-----------------------|--------------------|
| 2020-2021 | 11 | 0 | 11 | 192 | 247 | 5 | 2 | 446 | 302 | 144 |
| 2021-2022 | 7 | 0 | 7 | 506 | 146 | 13 | 17 | 682 | 436 | 246 |
| 2022-2023 | 5 | 0 | 5 | 433 | 206 | 100 | 5 | 744 | 474 | 270 |
| 2023-2024 | 19 | 14 | 5 | 791 | 485 | 79 | 13 | 1,368 | 721 | 647 |
| 2024-2025 | | | | 927 | 311 | 199 | 261 | 1,698 | 1,901 | -203 |
| Average | 11 | 4 | 7 | 570 | 279 | 79 | 60 | 988 | 767 | 221 |



Membership Composition June 2025 Cumulative



Gender Composition June 2025 Cumulative

